

Replicate a Current Scenario As

01/12/2026 11:10 am EST

Within the structured income plan you can replicate and rename a current scenario to a unique title. Below is a step-by-step guide for replicating and renaming a current scenario.

Step 1: Edit: Click on the green Edit button underneath the Structured Income Planning sub-heading.

YOUR CASE LIST | SETTINGS | HELP | SIGN OUT

PREPARED BY: INITIAL PLAN DATE: REVISED PLAN DATE:

CLIENT DASHBOARD | STRUCTURED INCOME PLANNING | CASH FLOW AND TAX ADVISOR | ASSET ALLOCATION AND NET WORTH | GRAPHS | REPORTS | TOOLS

Structured Income Planning

Edit

Dynamic Mode

Scenario

Planning Horizon: 16 years

		Savings (3)		ROTH IRA (3)		401K (3)		BNFL IRA (3)									
	Year	Account	Income	Account	Income	Account	Income	Account	Income	Accounts Total	Planned Distribution	Wages (4)	SS	Pension (4)	Total Income	Year	
net return	55	1.00 %		4.00 %		6.00 %		6.00 %		1,660,000							
initial amount		30,000		100,000		630,000		900,000		1,660,000							
bonus %		0.00 %		0.00 %		0.00 %		0.00 %									
w/bonus		30,000		100,000		630,000		900,000									
end of 1	56	30,300	0	104,000	0	667,800	0	954,000	0	1,756,100	0	150,000	0	0	150,000	end of 1	
end of 2	57	30,603	0	108,160	0	707,868	0	1,011,240	0	1,857,871	0	153,300	0	0	153,300	end of 2	
end of 3	58	30,909	0	112,486	0	750,340	0	1,071,914	0	1,965,650	0	156,673	0	0	156,673	end of 3	
end of 4	59	31,218	0	116,986	0	795,360	0	1,136,229	0	2,079,793	0	160,119	0	0	160,119	end of 4	
end of 5	60	31,530	0	121,665	0	843,082	0	1,204,403	0	2,200,680	0	163,642	0	0	163,642	end of 5	
end of 6	61	31,846	0	126,532	0	893,667	0	1,276,667	0	2,328,711	0	167,242	0	0	167,242	end of 6	
end of 7	62	32,164	0	131,593	0	947,287	0	1,353,267	0	2,464,310	0	170,921	0	0	170,921	end of 7	
end of 8	63	32,486	0	136,857	0	1,004,124	0	1,434,462	0	2,607,929	0	174,682	0	0	174,682	end of 8	
end of 9	64	32,811	0	142,331	0	1,064,371	0	1,520,530	0	2,760,043	0	178,525	0	0	178,525	end of 9	
end of 10	65	33,139	0	148,024	0	1,128,233	0	1,611,762	0	2,921,158	0	0	22,542	30,000	52,542	end of 10	
end of 11	66	33,470	0	153,945	0	1,195,927	0	1,708,468	0	3,091,810	0	0	23,263	30,960	54,223	end of 11	
end of 12	67	33,805	0	160,103	0	1,267,683	0	1,810,976	0	3,272,566	0	0	24,008	31,951	55,958	end of 12	
end of 13	68	34,143	0	166,507	0	1,343,744	0	1,919,634	0	3,464,028	0	0	24,776	32,973	57,749	end of 13	
end of 14	69	34,484	0	173,168	0	1,424,368	0	2,034,812	0	3,666,832	0	0	25,569	34,028	59,597	end of 14	
end of 15	70	34,829	0	180,094	0	1,509,830	0	2,156,900	0	3,881,654	0	0	26,387	35,117	61,504	end of 15	
end of 16	71	35,177	0	187,298	0	1,600,420	0	2,286,314	0	4,109,210	0	0	27,231	36,241	63,472	end of 16	
			0		0		0		0		0	1,475,104	173,776	231,270	1,880,151		

Orange backgrounds indicate hypothetical returns

SIPS Retirement Planning System

PRIVACY POLICY | TERMS OF USE

Step 2: Edit or Add Scenario: Click on the green Edit or Add Scenario button underneath the Structured Income Planning sub-heading.

YOUR CASE LIST | SETTINGS | HELP | SIGN OUT

PREPARED BY: [REDACTED]
INITIAL PLAN DATE: [REDACTED]
REVISED PLAN DATE: [REDACTED]

CLIENT DASHBOARD | STRUCTURED INCOME PLANNING | CASH FLOW AND TAX ADVISOR | ASSET ALLOCATION AND NET WORTH | GRAPHS | REPORTS | TOOLS

Structured Income Planning

Edit Save Cancel Add Account Add Income Add Inc Tax Add Target Edit or Add Scenario **Replicate Current Scenario**

Scenario: New Scenario

Planning Horizon: 16 years

Year		Savings (3)		ROTH IRA (3)		401K (3)		BNFL IRA (3)		Accounts Total	Planned Distribution	Wages (4)	SS	Pension (4)	Total Income	Year
		Account	Income	Account	Income	Account	Income	Account	Income							
net return	55	1.00 %		4.00 %		6.00 %		6.00 %		1,660,000	Subtotal of account incomes	Manage	Manage	Manage		
initial amount		30,000		100,000		630,000		900,000		1,660,000		2.20 %	3.20 %	3.20 %		
bonus % w/bonus		0.00 %		0.00 %		0.00 %		0.00 %								
end of 1	56	30,300	0	104,000	0	667,800	0	954,000	0	1,756,100	0	150,000	0	0	150,000	end of 1
end of 2	57	30,603	0	108,160	0	707,868	0	1,011,240	0	1,857,871	0	153,300	0	0	153,300	end of 2
end of 3	58	30,909	0	112,486	0	750,340	0	1,071,914	0	1,965,650	0	156,673	0	0	156,673	end of 3
end of 4	59	31,218	0	116,986	0	795,360	0	1,136,229	0	2,079,793	0	160,119	0	0	160,119	end of 4
end of 5	60	31,530	0	121,665	0	843,082	0	1,204,403	0	2,200,680	0	163,642	0	0	163,642	end of 5
end of 6	61	31,846	0	126,532	0	893,667	0	1,276,667	0	2,328,711	0	167,242	0	0	167,242	end of 6
end of 7	62	32,164	0	131,593	0	947,287	0	1,353,267	0	2,464,310	0	170,921	0	0	170,921	end of 7
end of 8	63	32,486	0	136,857	0	1,004,124	0	1,434,462	0	2,607,929	0	174,682	0	0	174,682	end of 8
end of 9	64	32,811	0	142,331	0	1,064,371	0	1,520,530	0	2,760,943	0	178,525	0	0	178,525	end of 9
end of 10	65	33,139	0	148,024	0	1,128,233	0	1,611,762	0	2,921,158	0	0	22,542	30,000	52,542	end of 10
end of 11	66	33,470	0	153,945	0	1,195,927	0	1,708,468	0	3,091,810	0	0	23,263	30,960	54,223	end of 11
end of 12	67	33,805	0	160,103	0	1,267,683	0	1,810,976	0	3,272,566	0	0	24,008	31,951	55,958	end of 12
end of 13	68	34,143	0	166,507	0	1,343,744	0	1,919,634	0	3,464,028	0	0	24,776	32,973	57,749	end of 13
end of 14	69	34,484	0	173,168	0	1,424,368	0	2,034,812	0	3,666,832	0	0	25,569	34,028	59,597	end of 14
end of 15	70	34,829	0	180,094	0	1,509,830	0	2,156,900	0	3,881,654	0	0	26,387	35,117	61,504	end of 15
end of 16	71	35,177	0	187,298	0	1,600,420	0	2,286,314	0	4,109,210	0	0	27,231	36,241	63,472	end of 16
			0		0		0		0			1,475,104	173,776	231,270	1,880,151	

Orange backgrounds indicate hypothetical returns

SIPS Retirement Planning System

PRIVACY POLICY | TERMS OF USE

Step 3: Replicate Current Scenario As: Click in the text box next to the green button titled replicate current scenario as.

YOUR CASE LIST | SETTINGS | HELP | SIGN OUT

Manage Scenario

Save Cancel

Scenario: New Scenario

Delete Current Scenario

Rename Current Scenario To ...

Create New Scenario As ...

Replicate Current Scenario As ...

Accounts Also Used In

Savings (3) Replicate Remove

ROTH IRA (3) Replicate Remove

401K (3) Replicate Remove

BNFL IRA (3) Replicate Remove

Add Account Common Replicate New

Incomes Also Used In

Wages (4) Replicate Remove

SS (4) Replicate Remove

Pension (4) Replicate Remove

Add Income Common Replicate New

Target Also Used In

Add Target Common Replicate New

Tax Also Used In

Add Tax Common Replicate New

SIPS Retirement Planning System

PRIVACY POLICY | TERMS OF USE

Step 4: Edit the Text Box: Delete default name and type in the new title for the current scenario.

YOUR CASE LIST | SETTINGS | HELP | SIGN OUT

Manage Scenario

Save Cancel

Scenario

Delete Current Scenario

Rename Current Scenario To ...

Create New Scenario As ...

Replicate Current Scenario As ... **ReplicateCurrent Scenario As**

Accounts Also Used In

Account	Also Used In	Replicate	Remove
Savings (3)		Replicate	Remove
ROTH IRA (3)		Replicate	Remove
401K (3)		Replicate	Remove
BNFL IRA (3)		Replicate	Remove

Add Account Common Replicate New

Incomes Also Used In

Income	Also Used In	Replicate	Remove
Wages (4)		Replicate	Remove
SS (4)		Replicate	Remove
Pension (4)		Replicate	Remove

Add Income Common Replicate New

Target Also Used In

Add Target Common Replicate New

Tax Also Used In

Add Tax Common Replicate New

SIPS Retirement Planning System

PRIVACY POLICY TERMS OF USE

Step 5: Clicking: Click on the green Replicate Current Scenario As button located next to the text box.

YOUR CASE LIST | SETTINGS | HELP | SIGN OUT

Manage Scenario

Save Cancel

Scenario

Delete Current Scenario

Rename Current Scenario To ...

Create New Scenario As ...

Replicate Current Scenario As ... **ReplicateCurrent Scenario As**

Accounts Also Used In

Account	Also Used In	Replicate	Remove
Savings (3)		Replicate	Remove
ROTH IRA (3)		Replicate	Remove
401K (3)		Replicate	Remove
BNFL IRA (3)		Replicate	Remove

Add Account Common Replicate New

Incomes Also Used In

Income	Also Used In	Replicate	Remove
Wages (4)		Replicate	Remove
SS (4)		Replicate	Remove
Pension (4)		Replicate	Remove

Add Income Common Replicate New

Target Also Used In

Add Target Common Replicate New

Tax Also Used In

Add Tax Common Replicate New

SIPS Retirement Planning System


PRIVACY POLICY TERMS OF USE

Step 6: Scenario Text Box: The current scenario name should be replaced over the old name in the scenario text box.

YOUR CASE LIST | SETTINGS | HELP | SIGN OUT

Manage Scenario

[Save](#) [Cancel](#)

Scenario Replicate Current Scenario As 

[Delete Current Scenario](#)

[Rename Current Scenario To ...](#)

[Create New Scenario As ...](#)

[Replicate Current Scenario As ...](#)

Accounts Also Used In

Account	Also Used In	Replicate	Remove
Savings (6)		Replicate	Remove
ROTH IRA (6)		Replicate	Remove
401K (6)		Replicate	Remove
BNFL IRA (6)		Replicate	Remove

[Add Account](#) [Common](#) [Replicate](#) [New](#)

Incomes Also Used In

Income	Also Used In	Replicate	Remove
Wages (7)		Replicate	Remove
SS (7)		Replicate	Remove
Pension (7)		Replicate	Remove


[Add Income](#) [Common](#) [Replicate](#) [New](#)

Target Also Used In

[Add Target](#) [Common](#) [Replicate](#) [New](#)

Tax Also Used In

[Add Tax](#) [Common](#) [Replicate](#) [New](#)

 [PRIVACY POLICY](#) [TERMS OF USE](#)

Step 7: Save: Click on the green save button underneath the manage scenario subheading.

YOUR CASE LIST | SETTINGS | HELP | SIGN OUT

Manage Scenario

[Save](#) [Cancel](#)

Scenario Replicate Current Scenario As

[Delete Current Scenario](#)

[Rename Current Scenario To ...](#)

[Create New Scenario As ...](#)

[Replicate Current Scenario As ...](#)

Accounts Also Used In

Account	Also Used In	Replicate	Remove
Savings (6)		Replicate	Remove
ROTH IRA (6)		Replicate	Remove
401K (6)		Replicate	Remove
BNFL IRA (6)		Replicate	Remove

[Add Account](#) [Common](#) [Replicate](#) [New](#)

Incomes Also Used In

Income	Also Used In	Replicate	Remove
Wages (7)		Replicate	Remove
SS (7)		Replicate	Remove
Pension (7)		Replicate	Remove


[Add Income](#) [Common](#) [Replicate](#) [New](#)

Target Also Used In

[Add Target](#) [Common](#) [Replicate](#) [New](#)

Tax Also Used In

[Add Tax](#) [Common](#) [Replicate](#) [New](#)

 [PRIVACY POLICY](#) [TERMS OF USE](#)

Step 8: Structured Income Plan Scenario: In the text box the new current title should be reflected.

YOUR CASE LIST | SETTINGS | HELP | SIGN OUT

PREPARED BY:
INITIAL PLAN DATE:
REVISED PLAN DATE:

CLIENT DASHBOARD | STRUCTURED INCOME PLANNING | CASH FLOW AND TAX ADVISOR | ASSET ALLOCATION AND NET WORTH | GRAPHS | REPORTS | TOOLS

Structured Income Planning

Edit

Save

Cancel

Add Account

Add Income

Add Inc Tax

Add Target

Edit or Add Scenario

Display Options

Scenario

Replicate Current Scenario As

Planning Horizon

16 years

Savings (6)

ROTH IRA (6)

401K (6)

BNFL IRA (6)

Year	Account	Income	Account	Income	Account	Income	Account	Income	Accounts Total	Planned Distribution	Wages (7)	SS	Pension (7)	Total Income	Year
net return	55	1.00 %		4.00 %		6.00 %	IRA	6.00 %	bIRA	1,660,000	Subtotal of account incomes	Manage Infl Factor 2.20 %	Manage Infl Factor 3.20 %		
initial amount		30,000		100,000		630,000		900,000		1,660,000					
bonus % w/ bonus		0.00 %		0.00 %		0.00 %		0.00 %		0					
end of 1	56	30,300	0	104,000	0	667,800	0	954,000	0	1,756,100	0	150,000	0	150,000	end of 1
end of 2	57	30,603	0	108,160	0	707,868	0	1,011,240	0	1,857,871	0	153,300	0	153,300	end of 2
end of 3	58	30,909	0	112,486	0	750,340	0	1,071,914	0	1,965,650	0	156,673	0	156,673	end of 3
end of 4	59	31,218	0	116,986	0	795,360	0	1,136,229	0	2,079,793	0	160,119	0	160,119	end of 4
end of 5	60	31,530	0	121,665	0	843,082	0	1,204,403	0	2,200,680	0	163,642	0	163,642	end of 5
end of 6	61	31,846	0	126,532	0	893,667	0	1,276,667	0	2,328,711	0	167,242	0	167,242	end of 6
end of 7	62	32,164	0	131,593	0	947,287	0	1,353,267	0	2,464,310	0	170,921	0	170,921	end of 7
end of 8	63	32,486	0	136,857	0	1,004,124	0	1,434,462	0	2,607,929	0	174,682	0	174,682	end of 8
end of 9	64	32,811	0	142,331	0	1,064,371	0	1,520,530	0	2,760,043	0	178,525	0	178,525	end of 9
end of 10	65	33,139	0	148,024	0	1,128,233	0	1,611,762	0	2,921,158	0	182,542	30,000	52,542	end of 10
end of 11	66	33,470	0	153,945	0	1,195,927	0	1,708,468	0	3,091,810	0	22,263	30,960	54,223	end of 11
end of 12	67	33,805	0	160,103	0	1,267,683	0	1,810,976	0	3,272,566	0	24,008	31,951	55,958	end of 12
end of 13	68	34,143	0	166,507	0	1,343,744	0	1,919,634	0	3,464,028	0	25,776	32,973	57,749	end of 13
end of 14	69	34,484	0	173,168	0	1,424,368	0	2,034,812	0	3,666,832	0	26,569	34,028	59,597	end of 14
end of 15	70	34,829	0	180,094	0	1,509,830	0	2,156,900	0	3,881,654	0	27,387	35,117	61,504	end of 15
end of 16	71	35,177	0	187,298	0	1,600,420	0	2,286,314	0	4,109,210	0	28,231	36,241	63,472	end of 16
			0		0		0		0		1,475,104	173,776	231,270	1,880,151	

Orange backgrounds indicate hypothetical returns

SIPS Retirement Planning System

PRIVACY POLICY | TERMS OF USE

Step 9: Saving the Structured Income Planning Scenario: Click the green Save button underneath the Structured Income Planning subheading.

YOUR CASE LIST | SETTINGS | HELP | SIGN OUT

PREPARED BY:
INITIAL PLAN DATE:
REVISED PLAN DATE:

CLIENT DASHBOARD | STRUCTURED INCOME PLANNING | CASH FLOW AND TAX ADVISOR | ASSET ALLOCATION AND NET WORTH | GRAPHS | REPORTS | TOOLS

Structured Income Planning

EditSaveCancelAdd AccountAdd IncomeAdd Inc TaxAdd TargetEdit or Add ScenarioDisplay Options

Scenario: Replicate Current Scenario As

Planning Horizon: 16 years

Year		Savings (6)		ROTH IRA (6)		401K (6)		BNFL IRA (6)		Accounts Total	Planned Distribution	Wages (7)	SS	Pension (7)	Total Income	Year
		Account	Income	Account	Income	Account	Income	Account	Income							
net return	55	1.00 %		4.00 %		6.00 %		6.00 %		1,660,000	Subtotal of account incomes	Manage Infl Factor 2.20 %	Manage Infl Factor 3.20 %	Manage Infl Factor 3.20 %		
initial amount		30,000		100,000		630,000		900,000		1,660,000						
bonus % w/ bonus		0.00 %		0.00 %		0.00 %		0.00 %		0						
end of 1	56	30,300	0	104,000	0	667,800	0	954,000	0	1,756,100	0	150,000	0	0	150,000	end of 1
end of 2	57	30,603	0	108,160	0	707,868	0	1,011,240	0	1,857,871	0	153,300	0	0	153,300	end of 2
end of 3	58	30,909	0	112,486	0	750,340	0	1,071,914	0	1,965,650	0	156,673	0	0	156,673	end of 3
end of 4	59	31,218	0	116,986	0	795,360	0	1,136,229	0	2,079,793	0	160,119	0	0	160,119	end of 4
end of 5	60	31,530	0	121,665	0	843,082	0	1,204,403	0	2,200,680	0	163,642	0	0	163,642	end of 5
end of 6	61	31,846	0	126,532	0	893,667	0	1,276,667	0	2,328,711	0	167,242	0	0	167,242	end of 6
end of 7	62	32,164	0	131,593	0	947,287	0	1,353,267	0	2,464,310	0	170,921	0	0	170,921	end of 7
end of 8	63	32,486	0	136,857	0	1,004,124	0	1,434,462	0	2,607,929	0	174,682	0	0	174,682	end of 8
end of 9	64	32,811	0	142,331	0	1,064,371	0	1,520,530	0	2,760,043	0	178,525	0	0	178,525	end of 9
end of 10	65	33,139	0	148,024	0	1,128,233	0	1,611,762	0	2,921,158	0	182,542	30,000	0	52,542	end of 10
end of 11	66	33,470	0	153,945	0	1,195,927	0	1,708,468	0	3,091,810	0	22,263	30,960	0	54,223	end of 11
end of 12	67	33,805	0	160,103	0	1,267,683	0	1,810,976	0	3,272,566	0	24,008	31,951	0	55,958	end of 12
end of 13	68	34,143	0	166,507	0	1,343,744	0	1,919,634	0	3,464,028	0	25,776	32,973	0	57,749	end of 13
end of 14	69	34,484	0	173,168	0	1,424,368	0	2,034,812	0	3,666,832	0	26,569	34,028	0	59,597	end of 14
end of 15	70	34,829	0	180,094	0	1,509,830	0	2,156,900	0	3,881,654	0	27,387	35,117	0	61,504	end of 15
end of 16	71	35,177	0	187,298	0	1,600,420	0	2,286,314	0	4,109,210	0	28,231	36,241	0	63,472	end of 16
			0		0		0		0		1,475,104	173,776	231,270	1,880,151		

Orange backgrounds indicate hypothetical returns

SIPS Retirement Planning System

PRIVACY POLICY | TERMS OF USE

Step 10: Edit: If you need to make an edit to the structured income plan click on the green edit button underneath the Structured Income Planning subheading.

YOUR CASE LIST | SETTINGS | HELP | SIGN OUT

PREPARED BY: [REDACTED]
INITIAL PLAN DATE: [REDACTED]
REVISED PLAN DATE: [REDACTED]

CLIENT DASHBOARD | STRUCTURED INCOME PLANNING | CASH FLOW AND TAX ADVISOR | ASSET ALLOCATION AND NET WORTH | GRAPHS | REPORTS | TOOLS

Structured Income Planning

[Edit](#) [Dynamic Mode](#)

Scenario: [Replicate Current Scenario As](#)

Planning Horizon: 16 years

Year	Savings (6)		ROTH IRA (6)		401K (6)		BNFL IRA (6)		Accounts Total	Planned Distribution	Wages (7)	SS	Pension (7)	Total Income	Year
	Account	Income	Account	Income	Account	Income	Account	Income							
net return	55	1.00 %		4.00 %		6.00 %	IRA	6.00 %	bIRA	1,660,000					
initial amount		30,000		100,000		630,000		900,000		1,660,000					
bonus %		0.00 %		0.00 %		0.00 %		0.00 %							
w/ bonus		30,000		100,000		630,000		900,000							
end of 1	56	30,300	0	104,000	0	667,800	0	954,000	0	1,756,100	0	150,000	0	150,000	end of 1
end of 2	57	30,603	0	108,160	0	707,868	0	1,011,240	0	1,857,871	0	153,300	0	153,300	end of 2
end of 3	58	30,909	0	112,486	0	750,340	0	1,071,914	0	1,965,650	0	156,673	0	156,673	end of 3
end of 4	59	31,218	0	116,986	0	795,360	0	1,136,229	0	2,079,793	0	160,119	0	160,119	end of 4
end of 5	60	31,530	0	121,665	0	843,082	0	1,204,403	0	2,200,680	0	163,642	0	163,642	end of 5
end of 6	61	31,846	0	126,532	0	893,667	0	1,276,667	0	2,328,711	0	167,242	0	167,242	end of 6
end of 7	62	32,164	0	131,593	0	947,287	0	1,353,267	0	2,464,310	0	170,921	0	170,921	end of 7
end of 8	63	32,486	0	136,857	0	1,004,124	0	1,434,462	0	2,607,929	0	174,682	0	174,682	end of 8
end of 9	64	32,811	0	142,331	0	1,064,371	0	1,520,530	0	2,760,043	0	178,525	0	178,525	end of 9
end of 10	65	33,139	0	148,024	0	1,128,233	0	1,611,762	0	2,921,158	0	22,542	30,000	52,542	end of 10
end of 11	66	33,470	0	153,945	0	1,195,927	0	1,708,468	0	3,091,810	0	23,263	30,960	54,223	end of 11
end of 12	67	33,805	0	160,103	0	1,267,683	0	1,810,976	0	3,272,566	0	24,008	31,951	55,958	end of 12
end of 13	68	34,143	0	166,507	0	1,343,744	0	1,919,634	0	3,464,028	0	24,776	32,973	57,749	end of 13
end of 14	69	34,484	0	173,168	0	1,424,368	0	2,034,812	0	3,666,832	0	25,569	34,028	59,597	end of 14
end of 15	70	34,829	0	180,094	0	1,509,830	0	2,156,900	0	3,881,654	0	26,387	35,117	61,504	end of 15
end of 16	71	35,177	0	187,298	0	1,600,420	0	2,286,314	0	4,109,210	0	27,231	36,241	63,472	end of 16
		0		0		0		0		0	1,475,104	173,776	231,270	1,880,151	

Orange backgrounds indicate hypothetical returns

SIPS Retirement Planning Systems

PRIVACY POLICY | TERMS OF USE

Step 11: Cancel: If you need to go back to the previous page, click on the green Cancel button underneath the Structured Income Planning subheading.

YOUR CASE LIST | SETTINGS | HELP | SIGN OUT

PREPARED BY: [REDACTED]
INITIAL PLAN DATE: [REDACTED]
REVISED PLAN DATE: [REDACTED]

CLIENT DASHBOARD | STRUCTURED INCOME PLANNING | CASH FLOW AND TAX ADVISOR | ASSET ALLOCATION AND NET WORTH | GRAPHS | REPORTS | TOOLS

Structured Income Planning

[Edit](#) [Save](#) [Cancel](#) [Add Account](#) [Add Income](#) [Add Inc Tax](#) [Add Target](#) [Edit or Add Scenario](#) [Display Options](#)

Scenario: [Replicate Current Scenario As](#)

Planning Horizon: 16 years

Year	Savings (6)		ROTH IRA (6)		401K (6)		BNFL IRA (6)		Accounts Total	Planned Distribution	Wages (7)	SS	Pension (7)	Total Income	Year
	Account	Income	Account	Income	Account	Income	Account	Income							
net return	55	1.00 %		4.00 %		6.00 %	IRA	6.00 %	bIRA	1,660,000					
initial amount		30,000		100,000		630,000		900,000		1,660,000					
bonus %		0.00 %		0.00 %		0.00 %		0.00 %							
w/ bonus		30,000		100,000		630,000		900,000							
end of 1	56	30,300	0	104,000	0	667,800	0	954,000	0	1,756,100	0	150,000	0	150,000	end of 1
end of 2	57	30,603	0	108,160	0	707,868	0	1,011,240	0	1,857,871	0	153,300	0	153,300	end of 2
end of 3	58	30,909	0	112,486	0	750,340	0	1,071,914	0	1,965,650	0	156,673	0	156,673	end of 3
end of 4	59	31,218	0	116,986	0	795,360	0	1,136,229	0	2,079,793	0	160,119	0	160,119	end of 4
end of 5	60	31,530	0	121,665	0	843,082	0	1,204,403	0	2,200,680	0	163,642	0	163,642	end of 5
end of 6	61	31,846	0	126,532	0	893,667	0	1,276,667	0	2,328,711	0	167,242	0	167,242	end of 6
end of 7	62	32,164	0	131,593	0	947,287	0	1,353,267	0	2,464,310	0	170,921	0	170,921	end of 7
end of 8	63	32,486	0	136,857	0	1,004,124	0	1,434,462	0	2,607,929	0	174,682	0	174,682	end of 8
end of 9	64	32,811	0	142,331	0	1,064,371	0	1,520,530	0	2,760,043	0	178,525	0	178,525	end of 9
end of 10	65	33,139	0	148,024	0	1,128,233	0	1,611,762	0	2,921,158	0	22,542	30,000	52,542	end of 10
end of 11	66	33,470	0	153,945	0	1,195,927	0	1,708,468	0	3,091,810	0	23,263	30,960	54,223	end of 11
end of 12	67	33,805	0	160,103	0	1,267,683	0	1,810,976	0	3,272,566	0	24,008	31,951	55,958	end of 12
end of 13	68	34,143	0	166,507	0	1,343,744	0	1,919,634	0	3,464,028	0	24,776	32,973	57,749	end of 13
end of 14	69	34,484	0	173,168	0	1,424,368	0	2,034,812	0	3,666,832	0	25,569	34,028	59,597	end of 14
end of 15	70	34,829	0	180,094	0	1,509,830	0	2,156,900	0	3,881,654	0	26,387	35,117	61,504	end of 15
end of 16	71	35,177	0	187,298	0	1,600,420	0	2,286,314	0	4,109,210	0	27,231	36,241	63,472	end of 16
		0		0		0		0		0	1,475,104	173,776	231,270	1,880,151	

Orange backgrounds indicate hypothetical returns

SIPS Retirement Planning Systems

PRIVACY POLICY | TERMS OF USE

Step 12: Logout: To sign out of SIPS, click on the Sign Out heading that is located in the upper right-hand side of the screen.

YOUR CASE LIST | SETTINGS | HELP | SIGN OUT

CLIENT DASHBOARD | STRUCTURED INCOME PLANNING | CASH FLOW AND TAX ADVISOR | ASSET ALLOCATION AND NET WORTH | GRAPHS | REPORTS | TOOLS

PREPARED BY:
INITIAL PLAN DATE:
REVISED PLAN DATE:

Structured Income Planning

EditDynamic Mode

ScenarioReplicate Current Scenario As

Planning Horizon16 years

		Savings (6)		ROTH IRA (6)		401K (6)		BNFL IRA (6)									
Year		Account	Income	Account	Income	Account	Income	Account	Income	Accounts Total	Planned Distribution	Wages (7)	SS	Pension (7)	Total Income	Year	
net return	55	1.00 %		4.00 %		6.00 %		6.00 %		1,660,000	Subtotal of account incomes	Infl Factor 2.20 %	Infl Factor 3.20 %	Infl Factor 3.20 %			
initial amount		30,000		100,000		630,000		900,000		1,660,000							
bonus % w/bonus		0.00 %		0.00 %		0.00 %		0.00 %									
		30,000		100,000		630,000		900,000									
end of 1	56	30,300	0	104,000	0	667,800	0	954,000	0	1,756,100	0	150,000	0	0	150,000	end of 1	
end of 2	57	30,603	0	108,160	0	707,868	0	1,011,240	0	1,857,871	0	153,300	0	0	153,300	end of 2	
end of 3	58	30,909	0	112,486	0	750,340	0	1,071,914	0	1,965,650	0	156,673	0	0	156,673	end of 3	
end of 4	59	31,218	0	116,986	0	795,360	0	1,136,229	0	2,079,793	0	160,119	0	0	160,119	end of 4	
end of 5	60	31,530	0	121,665	0	843,082	0	1,204,403	0	2,200,680	0	163,642	0	0	163,642	end of 5	
end of 6	61	31,846	0	126,532	0	893,667	0	1,276,667	0	2,328,711	0	167,242	0	0	167,242	end of 6	
end of 7	62	32,164	0	131,593	0	947,287	0	1,353,267	0	2,464,310	0	170,921	0	0	170,921	end of 7	
end of 8	63	32,486	0	136,857	0	1,004,124	0	1,434,462	0	2,607,929	0	174,682	0	0	174,682	end of 8	
end of 9	64	32,811	0	142,331	0	1,064,371	0	1,520,530	0	2,760,043	0	178,525	0	0	178,525	end of 9	
end of 10	65	33,139	0	148,024	0	1,128,233	0	1,611,762	0	2,921,158	0	0	22,542	30,000	52,542	end of 10	
end of 11	66	33,470	0	153,945	0	1,195,927	0	1,708,468	0	3,091,810	0	0	23,263	30,960	54,223	end of 11	
end of 12	67	33,805	0	160,103	0	1,267,683	0	1,810,976	0	3,272,566	0	0	24,008	31,951	55,958	end of 12	
end of 13	68	34,143	0	166,507	0	1,343,744	0	1,919,634	0	3,464,028	0	0	24,776	32,973	57,749	end of 13	
end of 14	69	34,484	0	173,168	0	1,424,368	0	2,034,812	0	3,666,832	0	0	25,569	34,028	59,597	end of 14	
end of 15	70	34,829	0	180,094	0	1,509,830	0	2,156,900	0	3,881,654	0	0	26,387	35,117	61,504	end of 15	
end of 16	71	35,177	0	187,298	0	1,600,420	0	2,286,314	0	4,109,210	0	0	27,231	36,241	63,472	end of 16	
			0		0		0		0		0	1,475,104	173,776	231,270	1,880,151		

Orange backgrounds indicate hypothetical returns

SIPSPersonal Financial Planning Systems

PRIVACY POLICY | TERMS OF USE

If you feel you need more support or would like to set up demo time with one of our representatives, please contact us at: support@planscout.com.